




Model 80/90 Standard Drawers



Model 88/98 Heavy-Duty Drawers



Model 81/91 Deluxe Drawers



Model 84/94 Manual Drawers



Model 83/93 Extra Deep Drawers

POS Cash Drawers



Specifications

Bill/Coin Compartment:
Security Drawer Lock:
Media Slots:
Drawer Compulsion:
Cable/Connector:
Interface Pin-Out Assign.:
Solenoid Voltage:
Dimensions – Drawer:
Insert Tray:
Carton:
Shipping Weight:

	Manual Models 45 & 46	Standard Models 80 & 90	Heavy-Duty Models 88 & 98	Deluxe Models 81 & 91	Deluxe Model 84 & 94	Extra Deep Models 83 & 93
Bill/Coin Compartment:	5-Bill / 5-Coin	5-Bill / 5-Coin	5 x 5, Adjustable Lift-Out Coin	5-Bill / 5-Coin	4 x 8 Plastic Expandable to 5 x 9	5-Bill / 5-Coin
Security Drawer Lock:	2 – Lock & Manual Release	2 – Manual & Printer Release	3 – Manual, Printer, Lock	3 – Manual, Printer, Lock (Open/Close)	3 – Manual, Printer, Lock (Open/Close)	3 – Manual, Printer, Lock (Open/Close)
Media Slots:	No	No	No	2	1	Up To 3
Drawer Compulsion:	No	Yes	Yes	Yes	Yes	Yes
Cable/Connector:	Not Applicable	48" Cable, RJ12 Connector	48" Cable, RJ-12 Connector	48" Cable, RJ-12 Connector	36" Cable, RJ-12 Connector	36" Cable, RJ12 Connector
Interface Pin-Out Assign.:	Not Applicable	Epson® Compatible	Epson® Compatible	Epson® Compatible	Epson® Compatible	Epson® Compatible
Solenoid Voltage:	Not Applicable	24 Volt	24 Volt	24 Volt	24 Volt	12 Volt or 24 Volt
Dimensions – Drawer:	15-3/4"W x 17-3/4"D x 4-1/4"H	15-3/4"W x 17-3/4"D x 4-1/4"H	18-1/8"W x 18-1/8"D x 5"H	18-7/8"W x 19-11/16"D x 4-15/16"H	16-3/4"W x 16-3/4"D x 3-3/4"H	16"W x 16-3/4"D x 5"H
Insert Tray:	13-7/8"W x 11-3/8"D x 2-3/8"H	13-7/8"W x 11-3/8"D x 2-3/8"H	16-3/16"W x 12-3/8"D x 2-13/16"H	16-3/16"W x 12-3/8"D x 2-3/8"H	14-3/8"W x 12-1/2"D x 2-1/2"H	15-3/8"W x 11-1/8"D x 2-3/8"H
Carton:	18-3/4"W x 22-1/4"D x 5"H	18-3/16"W x 22-3/8" x 5"H	22-7/16"W x 22-7/16"D x 6"H	22"W x 25"D x 7"H	18-5/16"W x 18-7/8"D x 5-7/8"H	18"W x 17-1/2"D x 6"H
Shipping Weight:	16 lbs.	16 lbs.	27 lbs.	30 lbs.	21 lbs.	19 lbs.

All steel construction with a durable beige (model 45) or dark gray (model 46) enamel finish.

- 2-Position Security Keylock
- Removable 5 Bill, 5 Coin Insert Tray
- Requires No Interfacing – Can Be Placed Anywhere

All steel construction with a durable beige (model 80) or dark gray (model 90) enamel finish.

- 2-Position Security Keylock
- Removable 5 Bill, 5 Coin Insert Tray Standard
- Built With Nylon Rollers For Smooth Operation

All steel heavy-duty cash drawers designed for high volume applications. Available in ivory (model 88) or dark gray (model 98). Features standard compulsion and an extra deep insert tray with lift out coin section and adjustable bill and coin dividers for Canadian or European configuration. Features nylon rollers for smooth operation.

All steel construction with brushed stainless steel front, high security drawer lock and a removable 5 bill, 5 coin plastic insert tray. Available in ivory (model 81) or dark gray (model 91). Includes two separate hidden compartments under the insert tray accessible from the handy front panel media slots. Features nylon rollers for smooth operation.


Heavy-duty steel construction and a stainless steel front panel with a long front access media slot for checks, credit slips, or coupons. Available in ivory (model 84) or dark gray (model 94) – both are built with nylon rollers for smooth operation. Removable coin section reveals spacious area for checks, etc.

Compact, yet features a full-size 5 bill, 5 coin till that removes to expose a large space you can arrange to store checks, credit slips, coupons, or coin rolls. Available in ivory (model 83) or dark gray (model 93) – both are built with steel ball bearing rollers for smooth operation and a long life.

RJ-12 connector and Epson pinout assignment configurations. Fits all popular printer models including Samsung, Epson, Citizen and Star.



2-position lock.



2-position lock.



3-position security lock.




3-position security lock.



3-position security lock.




3-position security lock.




Removable heavy-duty plastic 5 bill, 5 coin insert tray. Optional 4 bill, 8 coin European/Canadian insert tray available.




Removable heavy-duty plastic 5 bill, 5 coin insert tray. Optional 4 bill, 8 coin European/Canadian insert tray available.




Extra deep insert with lift out coin section and adjustable bill and coin dividers. Optional 4 bill, 8 coin European/Canadian insert available.



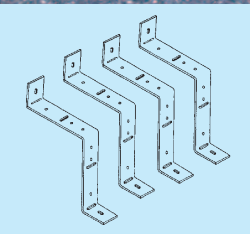
Standard removable heavy-duty ABS plastic 5 bill, 5 coin insert tray. Optional 4 bill, 8 coin European/Canadian insert tray available.



Standard removable heavy-duty plastic insert tray with up to 9 coin, 5 bill compartments with adjustable spring activated bill weights.



Standard removable heavy-duty ABS plastic 5 bill, 5 coin insert tray with adjustable bill and coin dividers.




Universal Under Counter Mounting Brackets Available



CRS' POS cash drawers combined with the POS 208 or POS 808 drawer opening devices will work with more combinations of hardware and software than any other on the market today.

Specifications



	<i>POS 208 Card</i>	<i>POS 808 Wedge</i>
External Power Supply:	None	24V DC Adapter Included
Dedicated Ports Needed:	None	None
Monitors Multi-Port Types:	Serial or Parallel Ports	Serial or Parallel Ports
No False Triggering:	Yes	Yes
Interface:	PCI	RS-232C / Parallel
Number of Drawer Lines:	One RJ-12	Two RJ-12
Interface Pin-Out Assign:	Epson, Star, Citizen, Samsung	Epson, Star, Citizen, Samsung
Compatible With 12 or 24V:	Yes	Yes
Trigger Characters:	1 to 7 Characters (Selectable)	1 to 7 Characters (Selectable)
Setup Software:	Included (Win95/98/2000)	Included (Win95/98/2000)

POS 208 Internal Single Cash Drawer PCI Wedge Card

The POS 208 cash drawer opening card will trigger on any ASCII character (selectable). The RJ12 jack is compliant to cash drawers wired for Samsung, Epson, Star and Citizen. Easily adapted to any software.

- Half-Size PCI Slot Card
- No Power Adapter Required
- One RJ12 Output to Trigger 12 or 24 Volt Cash Drawer

POS 808 External Dual Cash Drawer Wedge

The POS 808 is a compact, software-configured external wedge that is installed between a serial or parallel port device powered by an external power supply.

- Dual RJ12 Output to Trigger 12 or 24 Volt Cash Drawers
- Non-Interactive Device
- Built-in Drawer Left Open Alarm
- Compact Design With Built-in Wedge
- Easily Installed and Adaptable With Any Software
- Will Not False Trigger on Power Up/Down
- Non-Interactive Device
- Parallel or Serial Mode